

AM2 Validations

Epic	
Document status	DRAFT
Document owner	Libby Zellers
Architect	Ryan Fant
Designer	Quinn Kahus-Saccio
Developers	
QA	

Goal

User will be able to see validation errors in AM2 so they can correct them.

General Rules

- All kinds of input validations should be at point of use/as close to the input that is being recognized as possible.
- Validation occurs when an event trigger results in a system behavior.

Items that Trigger Validation

1. Input Fields: based on a single errant field
 - a. Ex: Invalid headline, invalid URL
2. Objects (groups of fields): based on the state of more than one field.
 - a. Ex: no URL path 2 without path 1
3. Groups of Objects: based on the state of one or more fields across more than one object.
 - a. Ex: No ad may be a duplicate of another ad

Validation Event Triggers

1. Field Value Changes
2. Cursor Leaves Field
 - Including cursor switching fields within a grid row
3. Object Entry Completion
 - Button clicked (save, add, update, remove, etc)
 - Leaving active grid line
 - Completing an object in the builder
4. Broad System Action
 - Publish
 - Builder Completion

Validation System Behaviors

Based on the Event, it is most likely that one or more of these behaviors will occur simultaneously.

1. Update a displayed text value and text color (Current Functionality)

- a. Ex: character remaining text counters

16 characters over the limit

2. Field or Button enablement

Ex: Disabling or enabling a field based on a condition

A User must fill in a destination URL in order for the Display URL to populate.

A user must fill in Path 1 in order for Path 2 field to enable.

Destination Url: 1024 characters remaining

Headline 1: 30 characters remaining

Headline 2: 30 characters remaining

Display Url: 15 characters remaining / 15 characters remaining

 / /

Description: 80 characters remaining

Destination Url: 1002 characters remaining

Headline 1: 30 characters remaining

Headline 2: 30 characters remaining

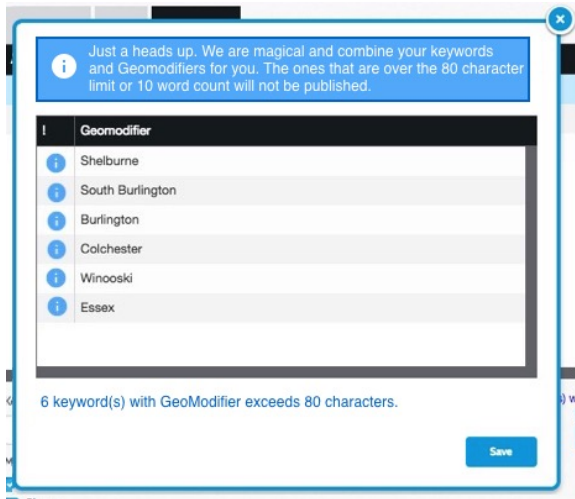
Display Url: 9 characters remaining / 15 characters remaining

 / /

Description: 80 characters remaining

Ex: Disabling or enabling a button based on a condition

- **In the Keyword tab:** The user can input a word or space in the "Replace" textbox and the 'Find Matches' button will be enable.
- **In AdGroup and Ads Tab:** A user must input 'Find Text' which can be a space or word and select an option front the 'in' dropdown, and the 'Find Matches' button to enable.



Grid Rules

Trigger: Cursor Leaves Field

- Current functionality: The user can edit inline in the grid still.
- Current functionality: The edits will appear in the form as the user types for certain fields.
- Current functionality: The user has to click out of the grid to see validations.

Publish Rules

Trigger: Broad System Action

- Current functionality: Anytime there is a publish, and there are errors, a toast should appear telling the user which tab has the errors and how many.
- Current functionality: If the user clicks publish, and changes have been made, a publish modal will appear listing how many changes have been made on each tab.

Builder Rules

Trigger: Cursor Leaves Field

- The user will receive and see validations if there is an error for each field once their cursor leaves the field. (This gives the user a chance to correct the error, any other trigger would not allow this).

Trigger: Object Entry Completion

- The builder form for a new Ad should function the same way the form does for AM2. This means that the Save button should always be enabled.
 - The user can add invalid content to the list below.

Trigger: Field Value Changes

- The AdGroup Field should have a character counter.

Trigger: Object Entry Completion

- The user must have Ad content, Keywords, and an AdGroup in order to Save it to the list below.
- Current Functionality: Once the user clicks the 'Save Adgroup' button, it will add all the users content to the Grid. The System will check and display validations on adding to the grid

Input Validation Rules

Using functionality from Popover - Trigger: Mouse Enter: <https://angular-ui.github.io/bootstrap/>

- When the validation first appears, just the input will turn red.
- Once the user clicks into the field, the popup message will show.
- The error message can be closed by clicking out of the input. It can be opened again by clicking in the input.
- The input box should turn red, the text inside the input should turn red, have an error icon appear inside and right aligned in the input, and display the error message either to the side of the input box or on top, depending on the amount of space surrounding the input.
 - Error message can display to the right of the field or on top of the field as to not cover other important UI elements.
- The input box will stay red with the error icon until the error is fixed.
 - The error will be fixed right away for character count fields, trigger is 'Field Value Changes'.
 - The error will be fixed for fields designated for specific errors that have a 'Cursor leaves field' trigger.
 - The error will be fixed after the user updates/clicks action to update the field, Trigger is 'Object Entry Completion'.
- Messages should appear to the right of the field if it does not cover UI elements that need user input.
- Messages should appear on the top of a field in Modals and when there is a field to the right of an input.
- If there is more than one error for a single input, show all of them in a bulleted list.

Headline

Error text will go beside the input and if it is two lines it will wrap.

Error text will go on top of the input and if it is two lines it will wrap.

Headline

Destination URL

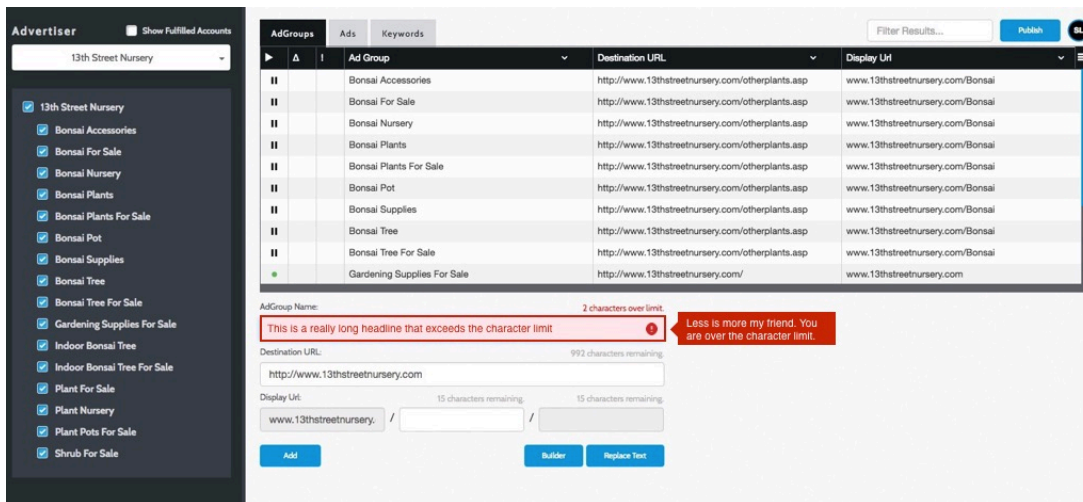
- Less is more my friend. You are over the character limit.
- Please provide a destination URL that includes http:// or https://. The internet says so.

User has entered more characters than allowed in a field

Trigger: Field Value Changes

Trigger: Cursor leaves field. (User edits in the grid)

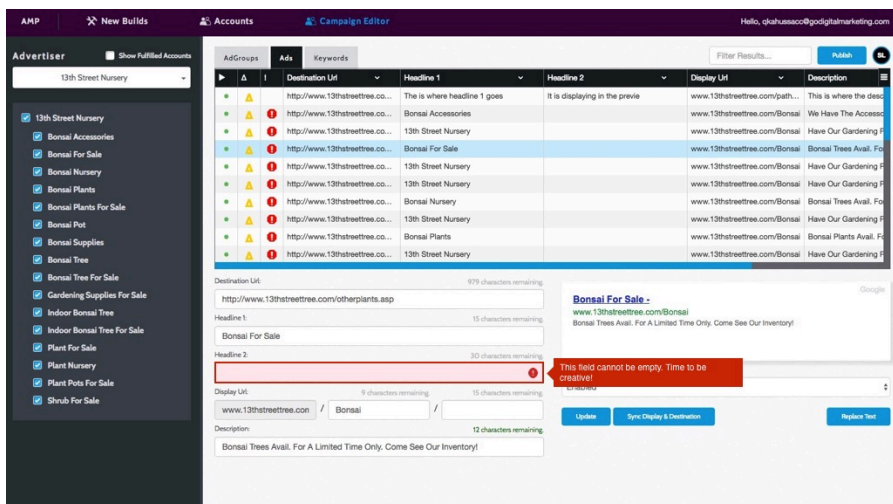
- When a user is typing in a field that has a character count and it is over the limit:
 - Display the amount of characters over to the top right of the field
 - The input box will turn red
 - The text inside the input box will turn red
 - An error icon will appear in the far right of the input box
 - A message will appear explaining what the error is and how to fix it.
 - The message can be closed by clicking on the x, and can be reopened by clicking on the error icon.



User has not entered any text into a required field

Trigger: Object Entry Completion

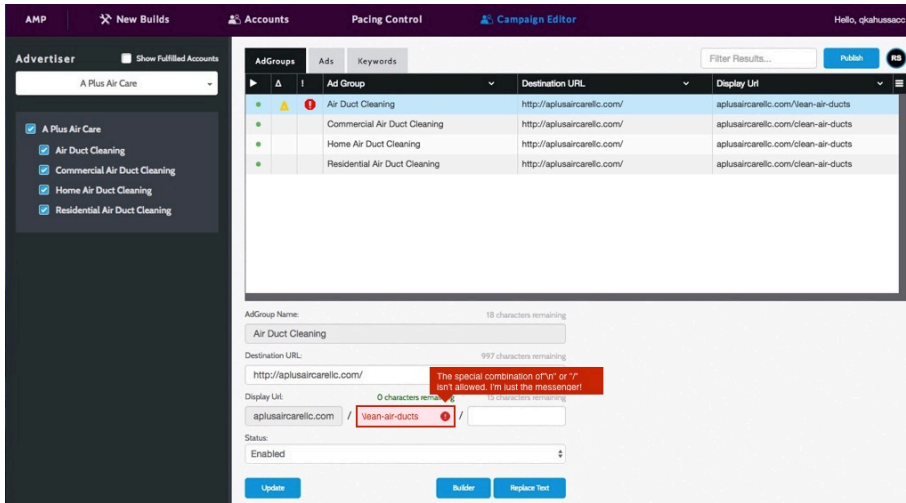
- The user should only get an error when they attempt to save.
- We currently show an error in the grid with an icon, so we should continue with that pattern.
- Display input box validation the corresponding input.



User has entered a disallowed character in the specified fields

Trigger: Field Value Changes

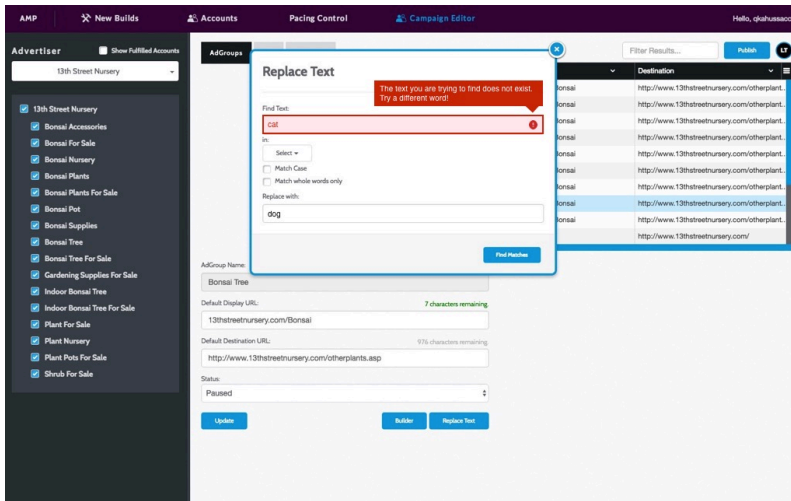
- When a user enters an invalid character, a validation should occur immediately.
- Error icon should appear in the grid as well.



Replace Text that does not exist

Trigger: Object Entry Completion

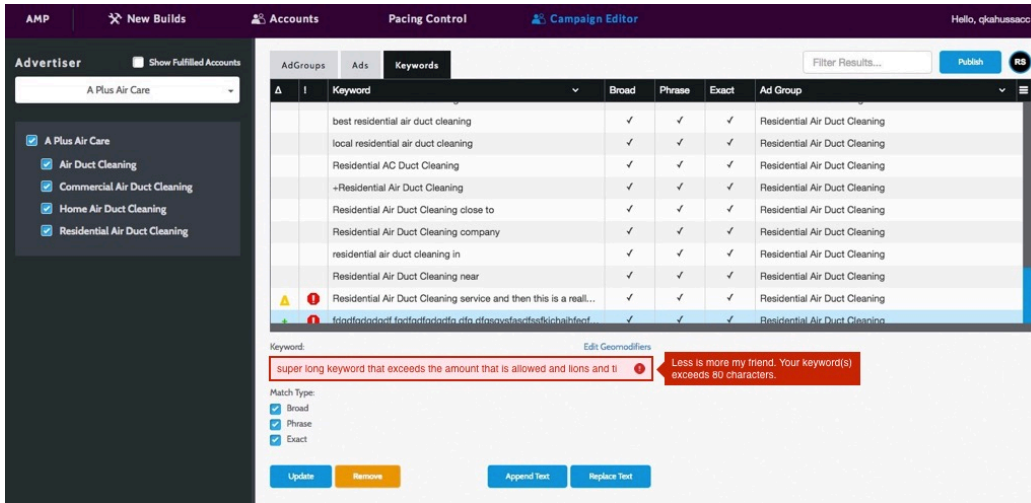
- A user will enter in the text they wish to find and replace. The user clicks the replace text button and the system can not find the word.
- The Find text input will follow input error rules.
- The user will enter a new word and click the find text button again. If the system finds the word the error message will clear.
- If the user does not wish to continue, they can exit the modal by clicking the close icon.



Keyword Error

Trigger: Field Value Changes

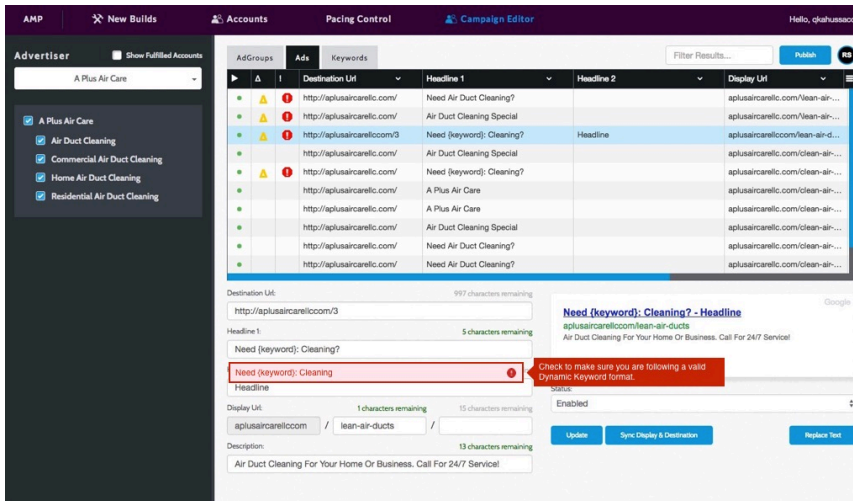
- A user types a keyword that is more than the max amount of characters.
- Error icon should appear in the grid as well.



DKI Validation

Trigger: Cursor Leaves Field

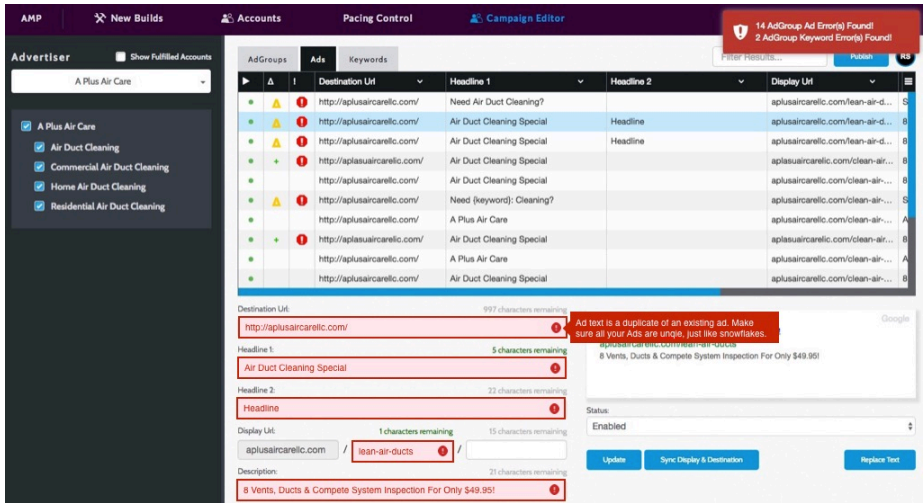
- The system will check for DKI validation if the user inputs characters that represent DKI format such as:
 - An open or closed curly brace
- If the user inputs these characters but was not intending to do DKI, they will see the DKI message anyways.
- Error icon should appear in the grid.



All field content matches an existing ad

Trigger: Broad System Action - Publish

- All input fields will follow input error messaging.
- If a field has more than one error, the system should show the first error in the list.
- If there is another error after the first one is corrected, the next error will popup after the user selects update or publish again.



Warning Messages

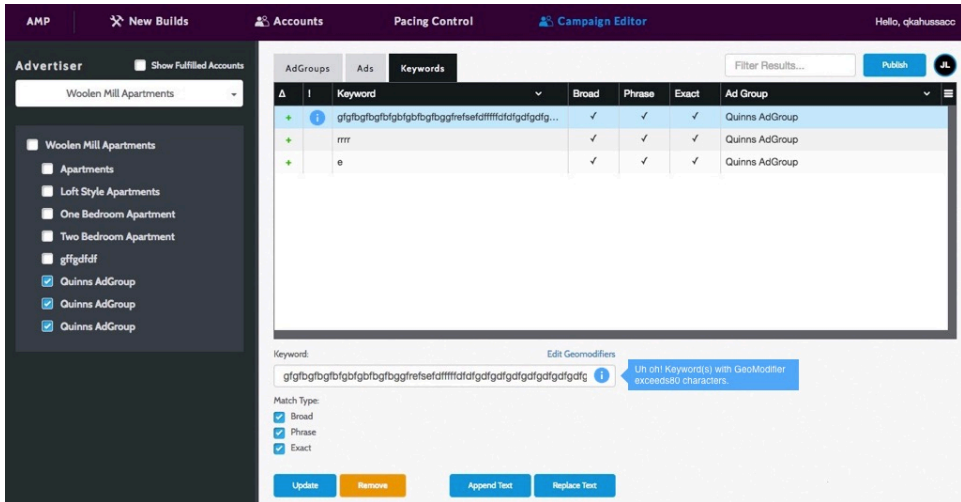
- Warnings are still blue! But they are using an info icon now

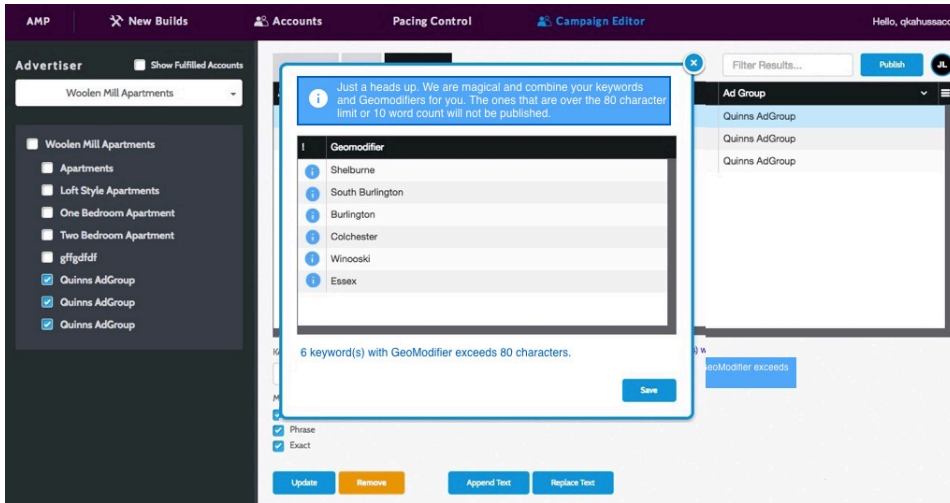


- Warnings should have a blue info icon in the grid, in the input field, and in the geomodifier modal.
- Error messages are more important than warnings. If they keyword field has an error, show the error first. Once the error is fixed if there is a warning, show the warning.
- The input field does not change for a warning other than the blue icon, a message will show next to the field.
- In the Geomodifier modal there will be a generic message at the top if the geomodifiers have errors.
- The Geomodifier modal will also show warning messages if there are keyword+geomodifier terms that exceed 10 words or 80 characters.

GeoModifier creates too long of Keyword

Trigger: Object Entry Completion

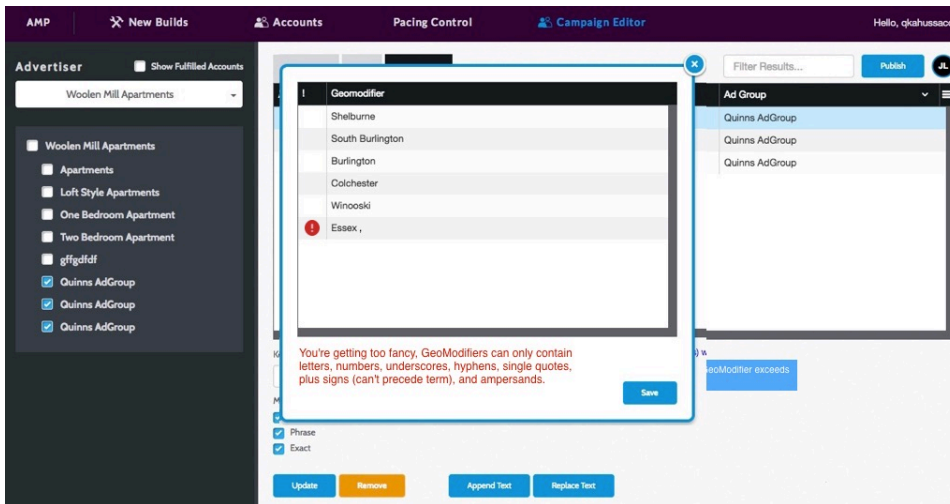




GeoModifier Error

Trigger: Field Value Changes

- Geomodifier errors should only appear in the geomodifier modal.
- Geomodifiers can not have certain characters. The only characters allowed are:
 - Letters
 - Numbers
 - underscores
 - hyphens
 - single quotes
 - plus signs (can't precede term)
 - ampersands
- The user can add the invalid geomodifier term to the grid.
 - The keyword will have an error icon next to it in the grid.



Validation CSS Specs

Download the folder below for access to the new icons.

[validation_icons.zip](#)

Input Errors

Keyword

Error text will go beside the input and if it is two lines it will wrap.

Error text will go on top of the input and if it is two lines it will wrap.

Address

Input Box
 Error text color: #c9230b
 Input border: #c9230b, 1pt
 Input color: #ffe6ec

Error Message
 Error text color: #fff
 Message box color: #c9230b

Toast Validations

Error text title
 Error text will display here and will wrap two however many lines

Error Message
 Error title: 16px #fff
 Error text: 14px #fff
 Box color: #c9230b
 Box border: #890c06

Success title
 Success text will display here and will wrap two however many lines

Success Message
 Error title: 16px #fff
 Error text: 14px #fff
 Box color: #71bf51
 Box border: #008834

Warning Validations

Keyword

Error text will go beside the input and if it is two lines it will wrap.

Warning Message Input
 Error text: 14px #fff
 Box color: #50a5f6




















Just a heads up. We are magical and combine your keywords and **Geomodifiers** for you. The ones that are over the 80 character limit or 10 word count will not be published.

Warning Message
 Error title: 16px #fff
 Error text: 14px #fff
 Box color: #50a5f6
 Box border: #0062bd

Attachments

File	Modified [▲]
am2_duplicate_keyword_adgroup.jpg	Oct 12, 2016 by Quinn Kahus-Saccio
am2_replace_error_modal.jpg	Oct 12, 2016 by Quinn Kahus-Saccio
am2_tab_error.jpg	Oct 12, 2016 by Quinn Kahus-Saccio
amp_validation_text_v2.xlsx	Oct 12, 2016 by Quinn Kahus-Saccio
am2_ui_details.jpg	Oct 12, 2016 by Quinn Kahus-Saccio
am2_input_error_charactercount.jpg	Oct 13, 2016 by Quinn Kahus-Saccio
am2_input_headline_error.jpg	Oct 13, 2016 by Quinn Kahus-Saccio

›  am2_wordlimit.jpg	Kahus-Saccio
›  am2_generic_url.jpg	Oct 13, 2016 by Quinn Kahus-Saccio
›  am2_input_urlerror.jpg	Oct 13, 2016 by Quinn Kahus-Saccio
›  am2_dki_format.jpg.jpg	Oct 13, 2016 by Quinn Kahus-Saccio
›  am2_duplicate_adgroup.jpg	Oct 13, 2016 by Quinn Kahus-Saccio
›  am2_allfield_ad_error.jpg	Oct 13, 2016 by Quinn Kahus-Saccio
›  am2_duplicate_keyword_error.jpg	Oct 13, 2016 by Quinn Kahus-Saccio
›  am2_geokeyword80.jpg	Oct 13, 2016 by Quinn Kahus-Saccio
›  am2_geokey_10.jpg	Oct 13, 2016 by Quinn Kahus-Saccio
›  am2_geo_key_modal.jpg	Oct 13, 2016 by Quinn Kahus-Saccio
›  am2_minus_keyword.jpg	Oct 13, 2016 by Quinn Kahus-Saccio
›  GOLD-1168 - AM2 Validation Matrix.xlsx	Oct 14, 2016 by Kaydee Helm
›  warning.png	Nov 01, 2016 by Quinn Kahus-Saccio
›  info.png	Nov 01, 2016 by Quinn Kahus-Saccio
›  am2_warning_01.jpg	Nov 01, 2016 by Quinn Kahus-Saccio
›  am2_input_error.jpg	Nov 01, 2016 by Quinn Kahus-Saccio
›  am2_warning_02.jpg	Nov 02, 2016 by Quinn Kahus-Saccio
›  am2_geo_error.jpg	Nov 02, 2016 by Quinn Kahus-Saccio
›  am2_geo_warn_error.jpg	Nov 02, 2016 by Quinn Kahus-Saccio
›  am2_disallow.jpg	Nov 02, 2016 by Quinn Kahus-Saccio
›  am2_keyword_error.jpg	Nov 02, 2016 by Quinn Kahus-Saccio
›  Screen Shot 2016-11-03 at 2.38.01 PM.jpg	Nov 03, 2016 by Quinn Kahus-Saccio
›  Screen Shot 2016-11-03 at 2.40.21 PM.jpg	Nov 03, 2016 by Quinn Kahus-Saccio

- ›  Screen Shot 2016-11-03 at 2.40.46 PM.jpg Nov 03, 2016 by Quinn Kahus-Saccio
- ›  Screen Shot 2016-11-03 at 2.42.10 PM.jpg Nov 03, 2016 by Quinn Kahus-Saccio
- ›  Screen Shot 2016-11-03 at 2.42.33 PM.jpg Nov 03, 2016 by Quinn Kahus-Saccio
- ›  Screen Shot 2016-11-03 at 2.55.45 PM.jpg Nov 03, 2016 by Quinn Kahus-Saccio
- ›  Screen Shot 2016-11-03 at 2.57.01 PM.jpg Nov 03, 2016 by Quinn Kahus-Saccio
- ›  Screen Shot 2016-11-03 at 2.58.44 PM.jpg Nov 03, 2016 by Quinn Kahus-Saccio
- ›  Screen Shot 2016-11-03 at 3.04.08 PM.jpg Nov 03, 2016 by Quinn Kahus-Saccio
- ›  Screen Shot 2016-11-03 at 3.05.38 PM.jpg Nov 03, 2016 by Quinn Kahus-Saccio
- ›  Screen Shot 2016-11-03 at 3.07.03 PM.jpg Nov 03, 2016 by Quinn Kahus-Saccio
- ›  Screen Shot 2016-11-03 at 3.07.52 PM.jpg Nov 03, 2016 by Quinn Kahus-Saccio
- ›  Screen Shot 2016-11-03 at 3.08.11 PM.jpg Nov 03, 2016 by Quinn Kahus-Saccio
- ›  am2_toast.jpg Nov 08, 2016 by Quinn Kahus-Saccio
- ›  validation_icons.zip Nov 08, 2016 by Quinn Kahus-Saccio
- ›  Screen Shot 2016-11-08 at 1.22.16 PM.jpg Nov 08, 2016 by Quinn Kahus-Saccio
- ›  Screen Shot 2016-11-08 at 1.30.45 PM.jpg Nov 08, 2016 by Quinn Kahus-Saccio
- ›  Screen Shot 2016-11-11 at 9.17.04 AM.jpg Nov 11, 2016 by Quinn Kahus-Saccio
- ›  Screen Shot 2016-11-11 at 9.16.50 AM.jpg Nov 11, 2016 by Quinn Kahus-Saccio
- ›  Screen Shot 2016-11-11 at 9.18.48 AM.jpg Nov 11, 2016 by Quinn Kahus-Saccio
- ›  Screen Shot 2016-11-11 at 9.20.00 AM.jpg Nov 11, 2016 by Quinn Kahus-Saccio

Drag and drop to upload or [browse for files](#)

 [Download All](#)